

## Child Welfare

In 2021, DCFS received **47,091** reports of child abuse or neglect online and through the statewide, toll-free, 24/7 hotline **1-855-4LA-KIDS (1-855-452-5437)**.

**2,981**

families served in their homes

**5,749**

children served in Foster Care

**345**

youth\* served in Extended Foster Care  
\*(ages 18-21)

**598**

newly certified foster homes

**1,676** children reunified with families

**612** children adopted

\*Data for Federal Fiscal Year 2021

## Family Support

### Child Support Enforcement

There were **253,323** cases monthly on average, and a total of **\$436.7 million** was collected in FFY 2021.

### Supplemental Nutrition Assistance Program

An average **902,801** residents received about **\$192.8 million** in SNAP benefits monthly.

### Disability Determination Services

DDS adjudicated claims for **31,866** adults and **7,200** children in FFY 2021.

### Kinship Care Subsidy Program

An average **2,774** children received **\$625,399** in KCSP benefits monthly.

### SNAP Employment & Training

**17** partners were reimbursed **\$5.7 million** in federal funds for employment & training services statewide in FFY 2021.

### Family Independence Temporary Assistance Program

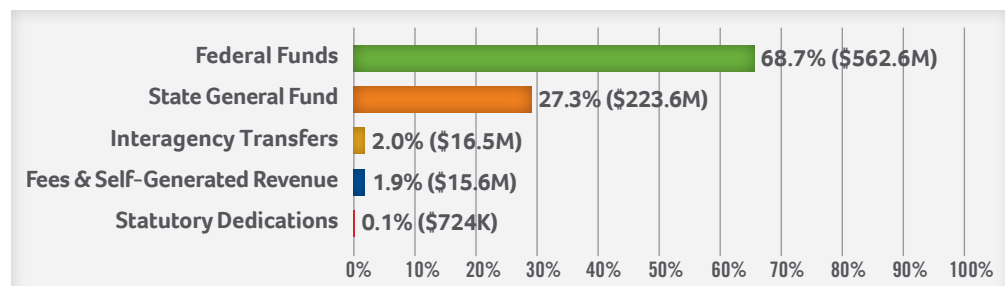
An average **4,861** residents received **\$401,600** in FITAP benefits monthly.

\*Data for Federal Fiscal Year 2021

## DCFS Economic Impact

DCFS employs about **3,464** full-time staff around the state. In FFY 2021, **4,237** retailers accepted more than **\$2.3 billion** in SNAP benefits, contributing about **\$3.5 billion** to Louisiana's economy indirectly, and supporting approximately **31,374** jobs.

SFY 2020-21  
Existing  
Operating  
Budget



Federal Fiscal Year (FFY) October 1 - September 30 | State Fiscal Year (SFY) July 1 - June 30

# 2021: Meeting Another Unprecedented Year for Louisiana Families

## A Record Year for Disaster Response and Recovery

➔ DCFS Responded to **6 major emergency events**: Coronavirus response, Continued Response to the 2020 Hurricanes (ended April 2021), Hurricane Ida, Winter Weather (February 2021), May Floods, Tropical Storm Claudette and Tropical Storm Nicholas. The agency:

- **Logged almost 224,000 total staff hours** in emergency response in 2021.
- **Completed a record 8-month emergency shelter operation** for 18,213 evacuees in response to the 2020 hurricanes Laura, Delta and Zeta (August 23, 2020 to April 28, 2021).
  - Involving congregate and non-congregate shelters (hotels) in Louisiana and Texas.
- **Sheltered 3,560 hurricane evacuees** in 88 shelters after Hurricane Ida.
- **Supported 1 COVID Isolation Site** in response to the pandemic (still active as of Dec. 31, 2021)

Record Emergency Shelter Operation—**Sheltered 18,213 hurricane evacuees** over 8 months in emergency non-congregate (hotel) shelters (8/23/20 to 4/28/21).



## ➔ Food Assistance

DCFS staff issued **more than \$3 Billion in federal food assistance** to Louisiana households in 2021, about \$1 Billion over 2020, as a result of greater pandemic and disaster-related need. Some aid included:

- **\$533.1M** in Pandemic EBT (P-EBT) benefits (2020–21 School Year and Summer 2021) for more than 610,000 eligible children in K-12 schools.
- **\$130.13M** in Child Care P-EBT for 106,763 children from SNAP households, ages 0-5.
- **\$787.37M** in COVID Emergency Supplements (Supplemental SNAP) for SNAP recipients.
- **\$80.7M** in Disaster SNAP for 373,509 Louisianans impacted by Hurricane Ida, May Floods and Winter/Ice Storm (February 2021).
- **\$52.35M** in SNAP Replacement Benefits following Hurricane Ida and the Winter Storm.

## ➔ Putting Technology to Work for Louisiana Families

DCFS developed new features to serve Louisiana children and families. In 2021, DCFS:

- Responded to **292,500** DSNAP requests as part of the Hurricane Ida virtual DSNAP.
- Sent **30.1M** text messages about food benefits, emergency preparedness and response, foster care services, expanded tax credits, system outages, new programs and offerings.
- Put child welfare training and orientations online and provided cellphones to forge family connections.
- Answered **1.73M** calls and emails to the LAHelpU Customer Service Center.
- Developed an interactive online Parent Portal to help parents manage their children's P-EBT benefits.
- Fine-tuned the mobile capability and accessibility of the DCFS website: [www.dcfsla.gov](http://www.dcfsla.gov).

DCFS served a record **1 million Louisiana residents with SNAP benefits** in January 2021 – 10% over pre-COVID numbers.



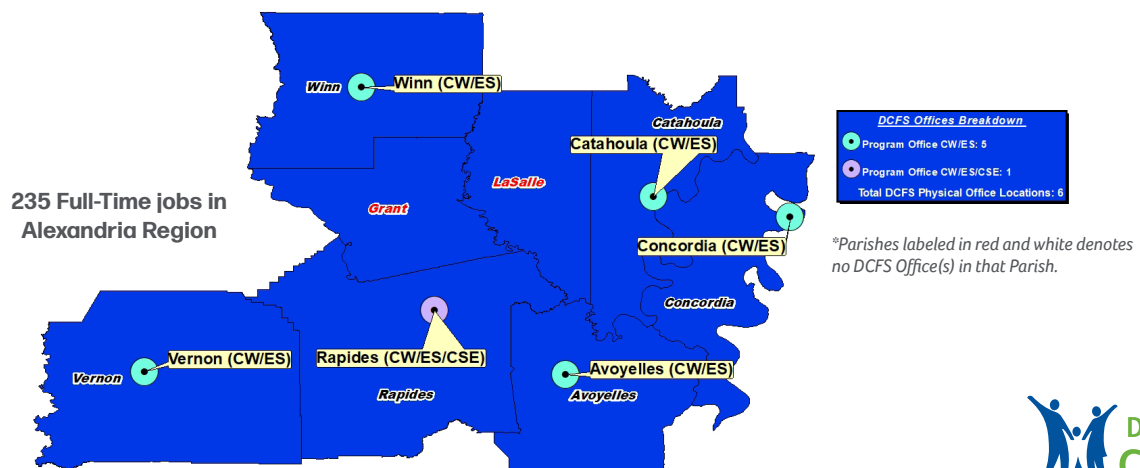
# Alexandria Regional Data

Avoyelles, Catahoula, Concordia, Grant, LaSalle, Rapides, Vernon and Winn Parishes

Child Welfare	
Total Reports of Abuse & Neglect in FFY 2021	3,572
Total Child Protection Investigations in FFY 2021	1,333
Total Families Served in their homes in FFY 2021	212
Children Served in Foster Care each month, on average, in FFY 2021	389
Total Children Served in Foster Care in FFY 2021	570
Total Youth, ages 18-21, Served in Extended Foster Care in FFY 2021	39
Total Foster Children Reunified with Family in FFY 2021	159
Total Foster Children Adopted in FFY 2021	57
Total Newly Certified Foster Homes in FFY 2021	66
Family Support	
Child Support Enforcement (CSE)	
Number of CSE cases each month, on average, in FFY 2021	15,777
Total CSE Collections in FFY 2021	\$29,940,873
Family Independence Temporary Assistance Program (FITAP)	
Number of FITAP Recipients each month, on average, in FFY 2021	357
FITAP Benefits Issued each month, on average, in FFY 2021	\$29,597
Kinship Care Subsidy Program (KCSP)	
Number of KCSP Recipients (Children) each month, on average, in FFY 2021	247
KCSP Benefits Issued each month, on average, in FFY 2021	\$55,808
Supplemental Nutrition Assistance Program (SNAP)	
Number of SNAP Recipients each month, on average, in FFY 2021	61,862
Total SNAP Benefits Issued in FFY 2021	\$155,277,829
Total SNAP Applications Processed in FFY 2021	24,343
Population percentage receiving SNAP in FFY 2021	21.29%
SNAP Economic Impact in FFY 2021	\$239,127,857
Number of SNAP Retailers as of January 1, 2022	289

Federal Fiscal Year (FFY) October 1 - September 30 | State Fiscal Year (SFY) July 1 - June 30

## Louisiana Department of Children and Family Services Economic Stability, Child Welfare, Child Support Enforcement, and DDS Offices Alexandria Region 7



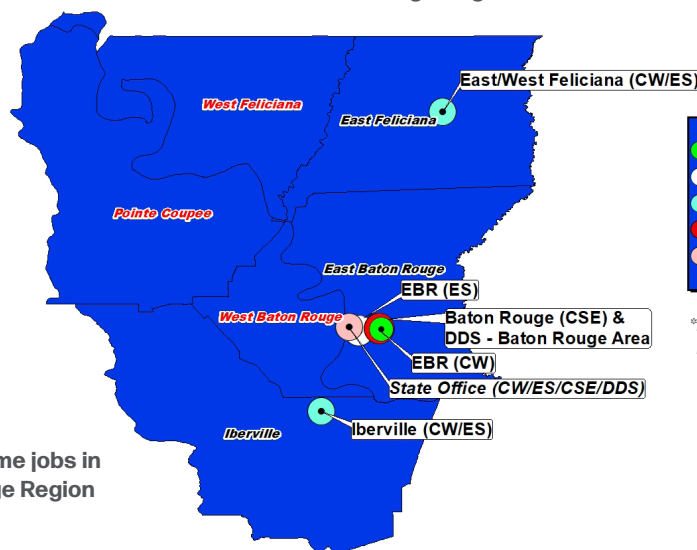
# Baton Rouge Regional Data

E. Baton Rouge, E. Feliciana, Iberville, Pointe Coupee, W. Baton Rouge and W. Feliciana Parishes

Child Welfare	
Total Reports of Abuse & Neglect in FFY 2021	5,524
Total Child Protection Investigations in FFY 2021	1,946
Total Families Served in their homes in FFY 2021	297
Children Served in Foster Care each month, on average, in FFY 2021	243
Total Children Served in Foster Care in FFY 2021	421
Total Youth, ages 18-21, Served in Extended Foster Care in FFY 2021	5
Total Foster Children Reunified with Family in FFY 2021	126
Total Foster Children Adopted in FFY 2021	41
Total Newly Certified Foster Homes in FFY 2021	52
Family Support	
Child Support Enforcement (CSE)	
Number of CSE cases each month, on average, in FFY 2021	23,134
Total CSE Collections in FFY 2021	\$43,896,527
Family Independence Temporary Assistance Program (FITAP)	
Number of FITAP Recipients each month, on average, in FFY 2021	686
FITAP Benefits Issued each month, on average, in FFY 2021	\$54,342
Kinship Care Subsidy Program (KCSP)	
Number of KCSP Recipients (Children) each month, on average, in FFY 2021	271
KCSP Benefits Issued each month, on average, in FFY 2021	\$61,260
Supplemental Nutrition Assistance Program (SNAP)	
Number of SNAP Recipients each month, on average, in FFY 2021	104,821
Total SNAP Benefits Issued in FFY 2021	\$272,708,964
Total SNAP Applications Processed in FFY 2021	48,958
Population percentage receiving SNAP in FFY 2021	19.47%
SNAP Economic Impact in FFY 2021	\$419,971,804
Number of SNAP Retailers as of January 1, 2022	528

Federal Fiscal Year (FFY) October 1 - September 30 | State Fiscal Year (SFY) July 1 - June 30

## Louisiana Department of Children and Family Services Economic Stability, Child Welfare, Child Support Enforcement, and DDS Offices Baton Rouge Region 2



DCFS Offices Breakdown	
Program Office CW: 1	
Program Office ES: 1	
Program Office CW/ES: 2	
Program Office CSE/DDS: 1	
Program Office CW/ES/CSE/DDS: 1	
Total DCFS Physical Office Locations: 6	

\*Parishes labeled in red and white denotes no DCFS Office(s) in that Parish.

1,033 Full-Time jobs in Baton Rouge Region



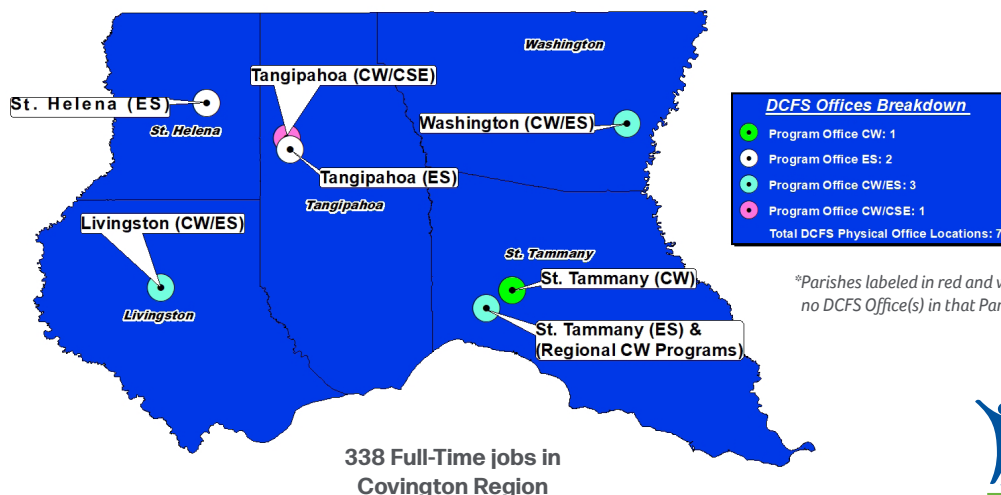
# Covington Regional Data

Livingston, St. Helena, St. Tammany, Tangipahoa, and Washington Parishes

Child Welfare	
Total Reports of Abuse & Neglect in FFY 2021	6,683
Total Child Protection Investigations in FFY 2021	2,273
Total Families Served in their homes in FFY 2021	537
Children Served in Foster Care each month, on average, in FFY 2021	621
Total Children Served in Foster Care in FFY 2021	965
Total Youth, ages 18-21, Served in Extended Foster Care in FFY 2021	82
Total Foster Children Reunified with Family in FFY 2021	211
Total Foster Children Adopted in FFY 2021	154
Total Newly Certified Foster Homes in FFY 2021	111
Family Support	
Child Support Enforcement (CSE)	
Number of CSE cases each month, on average, in FFY 2021	19,749
Total CSE Collections in FFY 2021	\$41,545,382
Family Independence Temporary Assistance Program (FITAP)	
Number of FITAP Recipients each month, on average, in FFY 2021	436
FITAP Benefits Issued each month, on average, in FFY 2021	\$36,984
Kinship Care Subsidy Program (KCSP)	
Number of KCSP Recipients (Children) each month, on average, in FFY 2021	330
KCSP Benefits Issued each month, on average, in FFY 2021	\$74,923
Supplemental Nutrition Assistance Program (SNAP)	
Number of SNAP Recipients each month, on average, in FFY 2021	93,323
Total SNAP Benefits Issued in FFY 2021	\$233,721,278
Total SNAP Applications Processed in FFY 2021	38,416
Population percentage receiving SNAP in FFY 2021	17.16%
SNAP Economic Impact in FFY 2021	\$359,930,768
Number of SNAP Retailers as of January 1, 2022	510

Federal Fiscal Year (FFY) October 1 - September 30 | State Fiscal Year (SFY) July 1 - June 30

## Louisiana Department of Children and Family Services Economic Stability, Child Welfare, Child Support Enforcement, and DDS Offices Covington Region 3



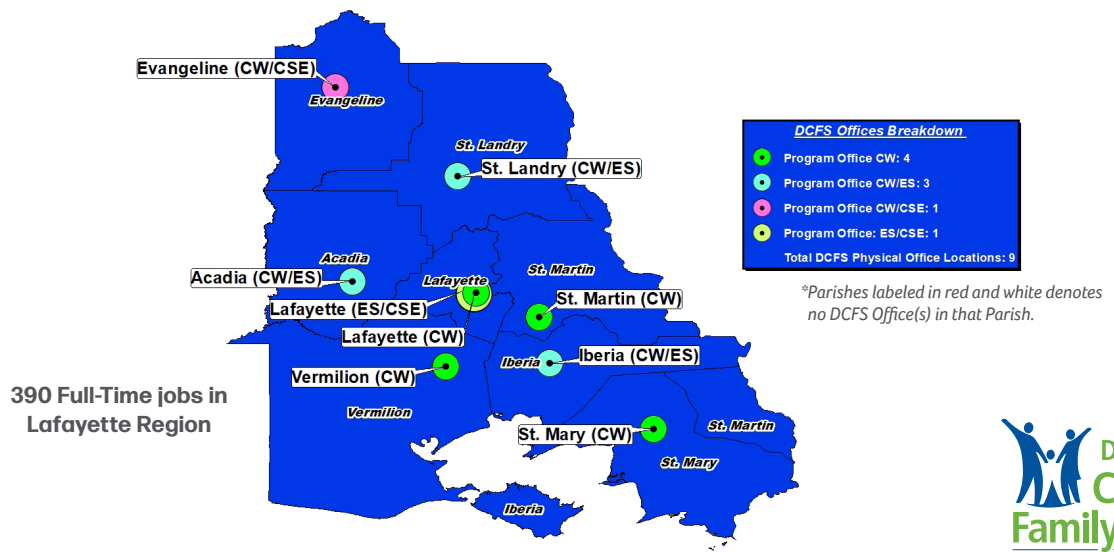
# Lafayette Regional Data

Acadia, Evangeline, Iberia, Lafayette, St. Landry, St. Martin, St. Mary and Vermilion Parishes

Child Welfare	
Total Reports of Abuse & Neglect in FFY 2021	6,411
Total Child Protection Investigations in FFY 2021	2,238
Total Families Served in their homes in FFY 2021	465
Children Served in Foster Care each month, on average, in FFY 2021	488
Total Children Served in Foster Care in FFY 2021	787
Total Youth, ages 18-21, Served in Extended Foster Care in FFY 2021	54
Total Foster Children Reunified with Family in FFY 2021	199
Total Foster Children Adopted in FFY 2021	72
Total Newly Certified Foster Homes in FFY 2021	86
Family Support	
Child Support Enforcement (CSE)	
Number of CSE cases each month, on average, in FFY 2021	35,364
Total CSE Collections in FFY 2021	\$68,331,950
Family Independence Temporary Assistance Program (FITAP)	
Number of FITAP Recipients each month, on average, in FFY 2021	853
FITAP Benefits Issued each month, on average, in FFY 2021	\$68,975
Kinship Care Subsidy Program (KCSP)	
Number of KCSP Recipients (Children) each month, on average, in FFY 2021	485
KCSP Benefits Issued each month, on average, in FFY 2021	\$109,343
Supplemental Nutrition Assistance Program (SNAP)	
Number of SNAP Recipients each month, on average, in FFY 2021	143,109
Total SNAP Benefits Issued in FFY 2021	\$363,842,991
Total SNAP Applications Processed in FFY 2021	54,136
Population percentage receiving SNAP in FFY 2021	22.60%
SNAP Economic Impact in FFY 2021	\$560,318,207
Number of SNAP Retailers as of January 1, 2022	698

Federal Fiscal Year (FFY) October 1 - September 30 | State Fiscal Year (SFY) July 1 - June 30

## Louisiana Department of Children and Family Services Economic Stability, Child Welfare, Child Support Enforcement, and DDS Offices Lafayette Region 5



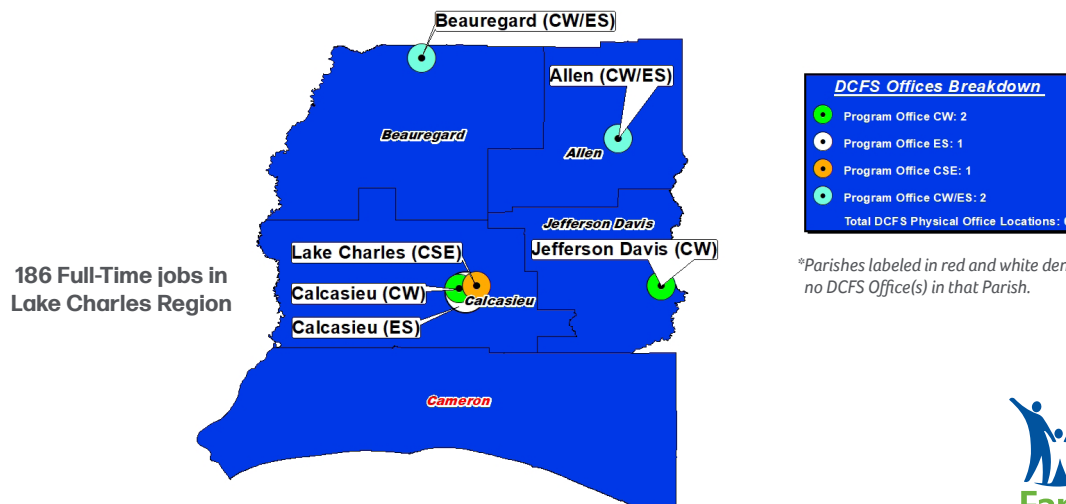
# Lake Charles Regional Data

Allen, Beauregard, Calcasieu, Cameron, and Jefferson Davis Parishes

Child Welfare	
Total Reports of Abuse & Neglect in FFY 2021	2,878
Total Child Protection Investigations in FFY 2021	1,015
Total Families Served in their homes in FFY 2021	181
Children Served in Foster Care each month, on average, in FFY 2021	333
Total Children Served in Foster Care in FFY 2021	495
Total Youth, ages 18-21, Served in Extended Foster Care in FFY 2021	23
Total Foster Children Reunified with Family in FFY 2021	95
Total Foster Children Adopted in FFY 2021	61
Total Newly Certified Foster Homes in FFY 2021	42
Family Support	
Child Support Enforcement (CSE)	
Number of CSE cases each month, on average, in FFY 2021	11,203
Total CSE Collections in FFY 2021	\$21,780,760
Family Independence Temporary Assistance Program (FITAP)	
Number of FITAP Recipients each month, on average, in FFY 2021	189
FITAP Benefits Issued each month, on average, in FFY 2021	\$15,868
Kinship Care Subsidy Program (KCSP)	
Number of KCSP Recipients (Children) each month, on average, in FFY 2021	206
KCSP Benefits Issued each month, on average, in FFY 2021	\$45,824
Supplemental Nutrition Assistance Program (SNAP)	
Number of SNAP Recipients each month, on average, in FFY 2021	50,115
Total SNAP Benefits Issued in FFY 2021	\$125,343,391
Total SNAP Applications Processed in FFY 2021	22,293
Population percentage receiving SNAP in FFY 2021	17.60%
SNAP Economic Impact in FFY 2021	\$193,028,822
Number of SNAP Retailers as of January 1, 2022	271

Federal Fiscal Year (FFY) October 1 - September 30 | State Fiscal Year (SFY) July 1 - June 30

## Louisiana Department of Children and Family Services Economic Stability, Child Welfare, Child Support Enforcement, and DDS Offices Lake Charles Region 6



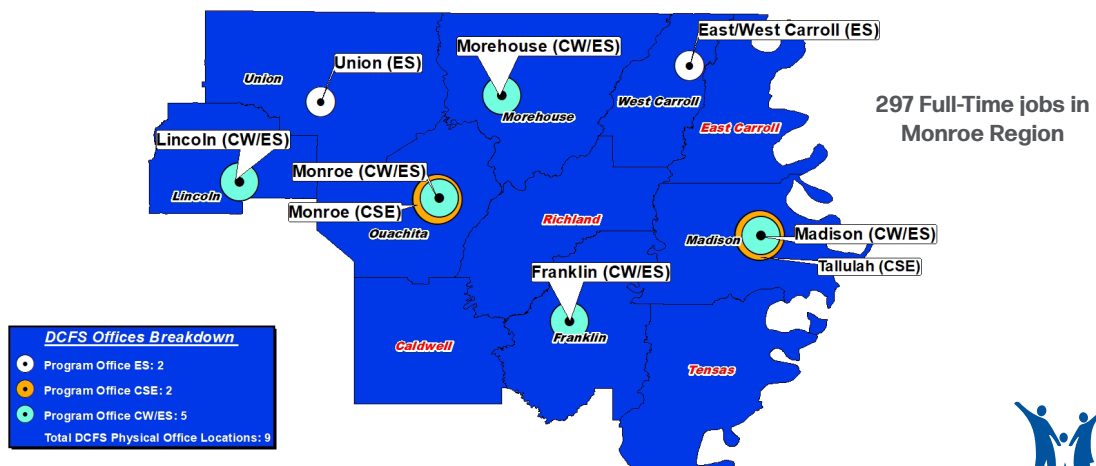
# Monroe Regional Data

Caldwell, East Carroll, Franklin, Lincoln, Madison, Morehouse, Ouachita, Richland, Tensas, Union and West Carroll Parishes (Jackson and Bienville Parishes' Economic Stability data also counted within this Region)

Child Welfare	
Total Reports of Abuse & Neglect in FFY 2021	3,419
Total Child Protection Investigations in FFY 2021	1,318
Total Families Served in their homes in FFY 2021	384
Children Served in Foster Care each month, on average, in FFY 2021	425
Total Children Served in Foster Care in FFY 2021	622
Total Youth, ages 18-21, Served in Extended Foster Care in FFY 2021	29
Total Foster Children Reunified with Family in FFY 2021	198
Total Foster Children Adopted in FFY 2021	66
Total Newly Certified Foster Homes in FFY 2021	77
Family Support	
Child Support Enforcement (CSE)	
Number of CSE cases each month, on average, in FFY 2021	21,329
Total CSE Collections in FFY 2021	\$34,786,809
Family Independence Temporary Assistance Program (FITAP)	
Number of FITAP Recipients each month, on average, in FFY 2021	617
FITAP Benefits Issued each month, on average, in FFY 2021	\$51,370
Kinship Care Subsidy Program (KCSP)	
Number of KCSP Recipients (Children) each month, on average, in FFY 2021	305
KCSP Benefits Issued each month, on average, in FFY 2021	\$69,068
Supplemental Nutrition Assistance Program (SNAP)	
Number of SNAP Recipients each month, on average, in FFY 2021	86,034
Total SNAP Benefits Issued in FFY 2021	\$224,194,727
Total SNAP Applications Processed in FFY 2021	35,850
Population percentage receiving SNAP in FFY 2021	24.62%
SNAP Economic Impact in FFY 2021	\$345,259,880
Number of SNAP Retailers as of January 1, 2022	364

Federal Fiscal Year (FFY) October 1 - September 30 | State Fiscal Year (SFY) July 1 - June 30

## Louisiana Department of Children and Family Services Economic Stability, Child Welfare, Child Support Enforcement, and DDS Offices Monroe Region 9



\*Parishes labeled in red and white denotes no DCFS Office(s) in that Parish.



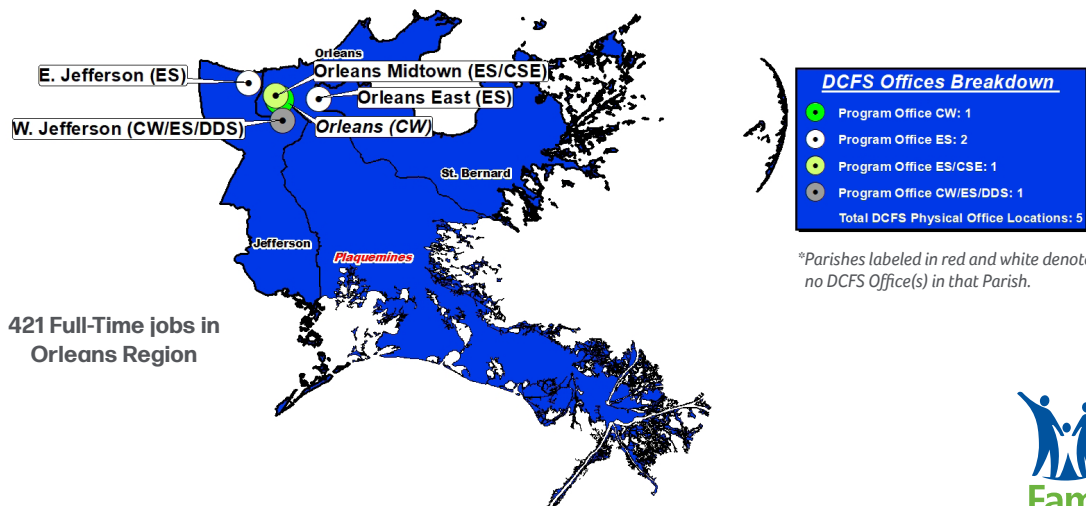
# Orleans Regional Data

Jefferson, Orleans, Plaquemines and St. Bernard Parishes

Child Welfare	
Total Reports of Abuse & Neglect in FFY 2021	9,223
Total Child Protection Investigations in FFY 2021	2,765
Total Families Served in their homes in FFY 2021	356
Children Served in Foster Care each month, on average, in FFY 2021	224
Total Children Served in Foster Care in FFY 2021	497
Total Youth, ages 18-21, Served in Extended Foster Care in FFY 2021	38
Total Foster Children Reunified with Family in FFY 2021	248
Total Foster Children Adopted in FFY 2021	48
Total Newly Certified Foster Homes in FFY 2021	54
Family Support	
Child Support Enforcement (CSE)	
Number of CSE cases each month, on average, in FFY 2021	39,144
Total CSE Collections in FFY 2021	\$67,912,267
Family Independence Temporary Assistance Program (FITAP)	
Number of FITAP Recipients each month, on average, in FFY 2021	792
FITAP Benefits Issued each month, on average, in FFY 2021	\$67,216
Kinship Care Subsidy Program (KCSP)	
Number of KCSP Recipients (Children) each month, on average, in FFY 2021	372
KCSP Benefits Issued each month, on average, in FFY 2021	\$83,718
Supplemental Nutrition Assistance Program (SNAP)	
Number of SNAP Recipients each month, on average, in FFY 2021	175,383
Total SNAP Benefits Issued in FFY 2021	\$458,343,881
Total SNAP Applications Processed in FFY 2021	79,012
Population percentage receiving SNAP in FFY 2021	20.57%
SNAP Economic Impact in FFY 2021	\$705,849,577
Number of SNAP Retailers as of January 1, 2022	736

Federal Fiscal Year (FFY) October 1 - September 30 | State Fiscal Year (SFY) July 1 - June 30

## Louisiana Department of Children and Family Services Economic Stability, Child Welfare, Child Support Enforcement, and DDS Offices Orleans Region 1



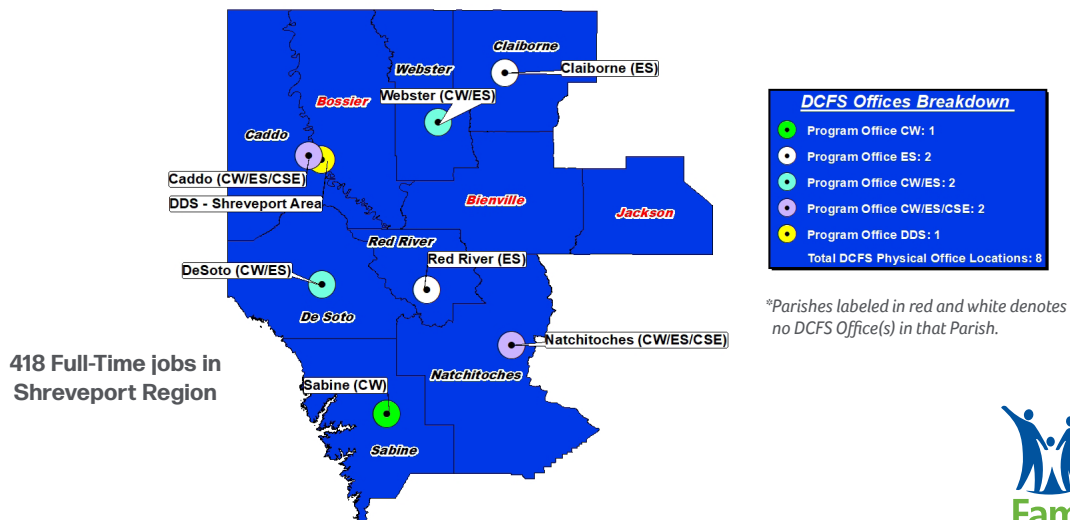
# Shreveport Regional Data

Bienville, Bossier, Caddo, Claiborne, DeSoto, Jackson, Natchitoches, Red River, Sabine, and Webster Parishes  
(Bienville and Jackson Parishes' Economic Stability data included in Monroe Region)

Child Welfare	
Total Reports of Abuse & Neglect in FFY 2021	5,481
Total Child Protection Investigations in FFY 2021	1,910
Total Families Served in their homes in FFY 2021	368
Children Served in Foster Care each month, on average, in FFY 2021	371
Total Children Served in Foster Care in FFY 2021	674
Total Youth, ages 18-21, Served in Extended Foster Care in FFY 2021	33
Total Foster Children Reunified with Family in FFY 2021	267
Total Foster Children Adopted in FFY 2021	52
Total Newly Certified Foster Homes in FFY 2021	60
Family Support	
Child Support Enforcement (CSE)	
Number of CSE cases each month, on average, in FFY 2021	34,151
Total CSE Collections in FFY 2021	\$63,118,063
Family Independence Temporary Assistance Program (FITAP)	
Number of FITAP Recipients each month, on average, in FFY 2021	613
FITAP Benefits Issued each month, on average, in FFY 2021	\$51,367
Kinship Care Subsidy Program (KCSP)	
Number of KCSP Recipients (Children) each month, on average, in FFY 2021	378
KCSP Benefits Issued each month, on average, in FFY 2021	\$85,117
Supplemental Nutrition Assistance Program (SNAP)	
Number of SNAP Recipients each month, on average, in FFY 2021	107,033
Total SNAP Benefits Issued in FFY 2021	\$274,932,971
Total SNAP Applications Processed in FFY 2021	45,476
Population percentage receiving SNAP in FFY 2021	20.51%
SNAP Economic Impact in FFY 2021	\$423,396,775
Number of SNAP Retailers as of January 1, 2022	434

Federal Fiscal Year (FFY) October 1 - September 30 | State Fiscal Year (SFY) July 1 - June 30

## Louisiana Department of Children and Family Services Economic Stability, Child Welfare, Child Support Enforcement, and DDS Offices Shreveport Region 8



# Thibodaux Regional Data

Ascension, Assumption, Lafourche, St. Charles, St. James, St. John and Terrebonne Parishes

Child Welfare	
Total Reports of Abuse & Neglect in FFY 2021	3,900
Total Child Protection Investigations in FFY 2021	1,365
Total Families Served in their homes in FFY 2021	181
Children Served in Foster Care each month, on average, in FFY 2021	474
Total Children Served in Foster Care in FFY 2021	718
Total Youth, ages 18-21, Served in Extended Foster Care in FFY 2021	42
Total Foster Children Reunified with Family in FFY 2021	173
Total Foster Children Adopted in FFY 2021	61
Total Newly Certified Foster Homes in FFY 2021	50
Family Support	
Child Support Enforcement (CSE)	
Number of CSE cases each month, on average, in FFY 2021	21,087
Total CSE Collections in FFY 2021	\$46,521,572
Family Independence Temporary Assistance Program (FITAP)	
Number of FITAP Recipients each month, on average, in FFY 2021	310
FITAP Benefits Issued each month, on average, in FFY 2021	\$25,452
Kinship Care Subsidy Program (KCSP)	
Number of KCSP Recipients (Children) each month, on average, in FFY 2021	178
KCSP Benefits Issued each month, on average, in FFY 2021	\$40,246
Supplemental Nutrition Assistance Program (SNAP)	
Number of SNAP Recipients each month, on average, in FFY 2021	80,628
Total SNAP Benefits Issued in FFY 2021	\$205,210,823
Total SNAP Applications Processed in FFY 2021	31,576
Population percentage receiving SNAP in FFY 2021	17.68%
SNAP Economic Impact in FFY 2021	\$316,024,667
Number of SNAP Retailers as of January 1, 2022	407

Federal Fiscal Year (FFY) October 1 - September 30 | State Fiscal Year (SFY) July 1 - June 30

Louisiana Department of Children and Family Services  
Economic Stability, Child Welfare, Child Support Enforcement, and DDS Offices  
Thibodaux Region 4

